

Hiring Solutions

Prevue Report

Selection

Personal Development

Individual

- **Succession Planning**

Working Characteristics

on

Ms. Mary Sample

Monday, February 22, 2010



Prevue Succession Plan

Ms. Mary Sample

The following Prevue Succession Planning Report will enhance your internal resource management.


Ms. Mary Sample has been compared to the benchmarks selected. You may repeat this process as often as required, and select as many benchmarks as you wish. Each Prevue candidate's suitability is calculated and listed in a descending order of percentage fit.

The following benchmarks were chosen for this Succession Planning report.


1. Branch Manager



2. Administrative Assistant



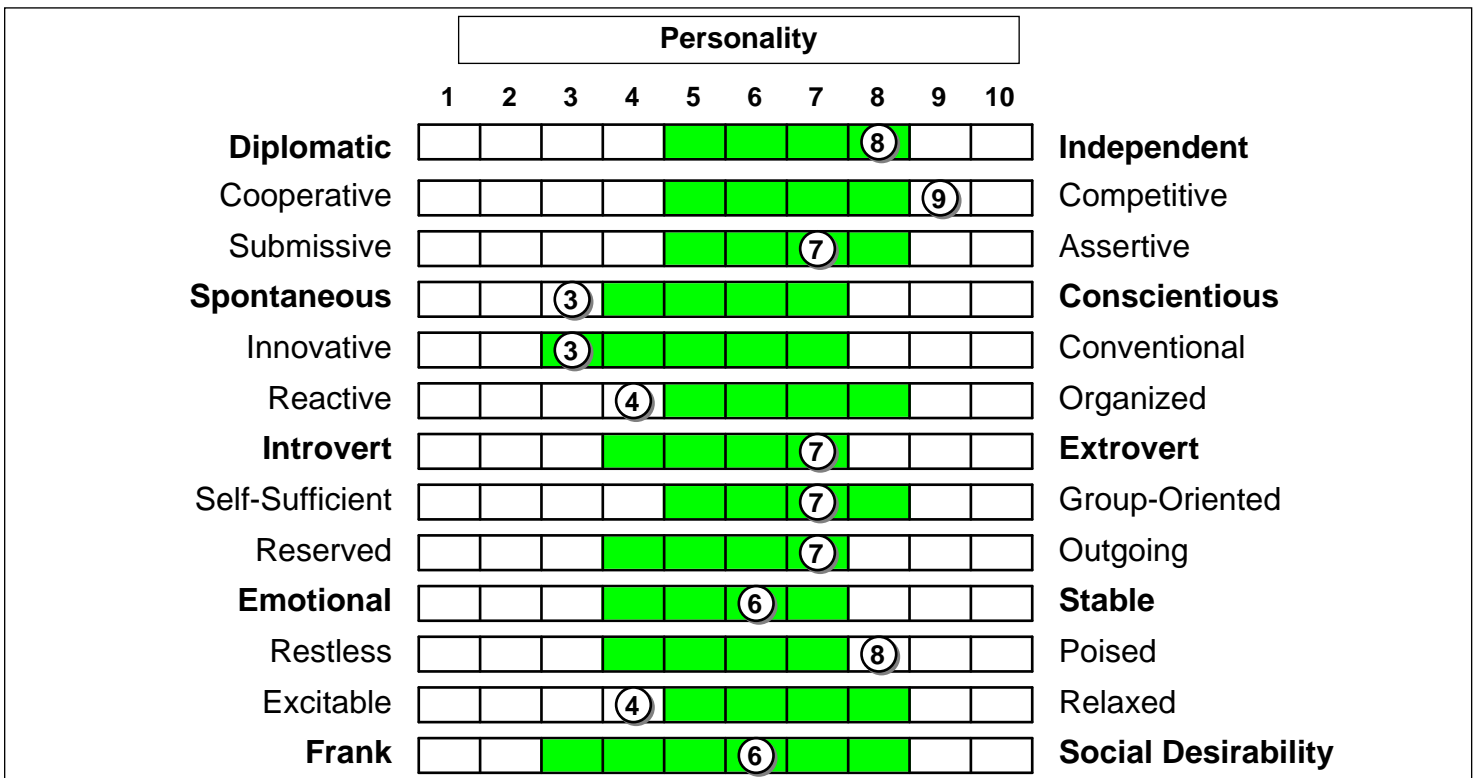

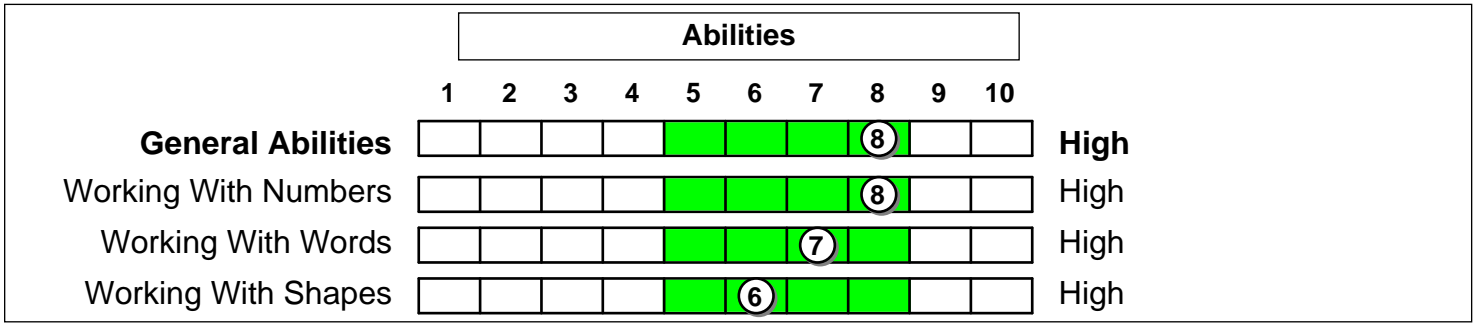
3. Branch Administrator



Prevue Benchmark

Mary Sample

Branch Manager



A Prevue benchmark illustrates the required characteristics for this job as decided by management. The shadowed areas above graphically represent the benchmark for this Branch Manager position. The number on each scale is Mary Sample's actual score. The following percentage reflects the degree of suitability of her scores when compared to this benchmark.

Prevue Job Suitability

The Prevue benchmark suitability should comprise not more than one-third of the selection decision process. The other aspects of the selection decision process, including the job interview, candidate history and background check, should be furnished by management.

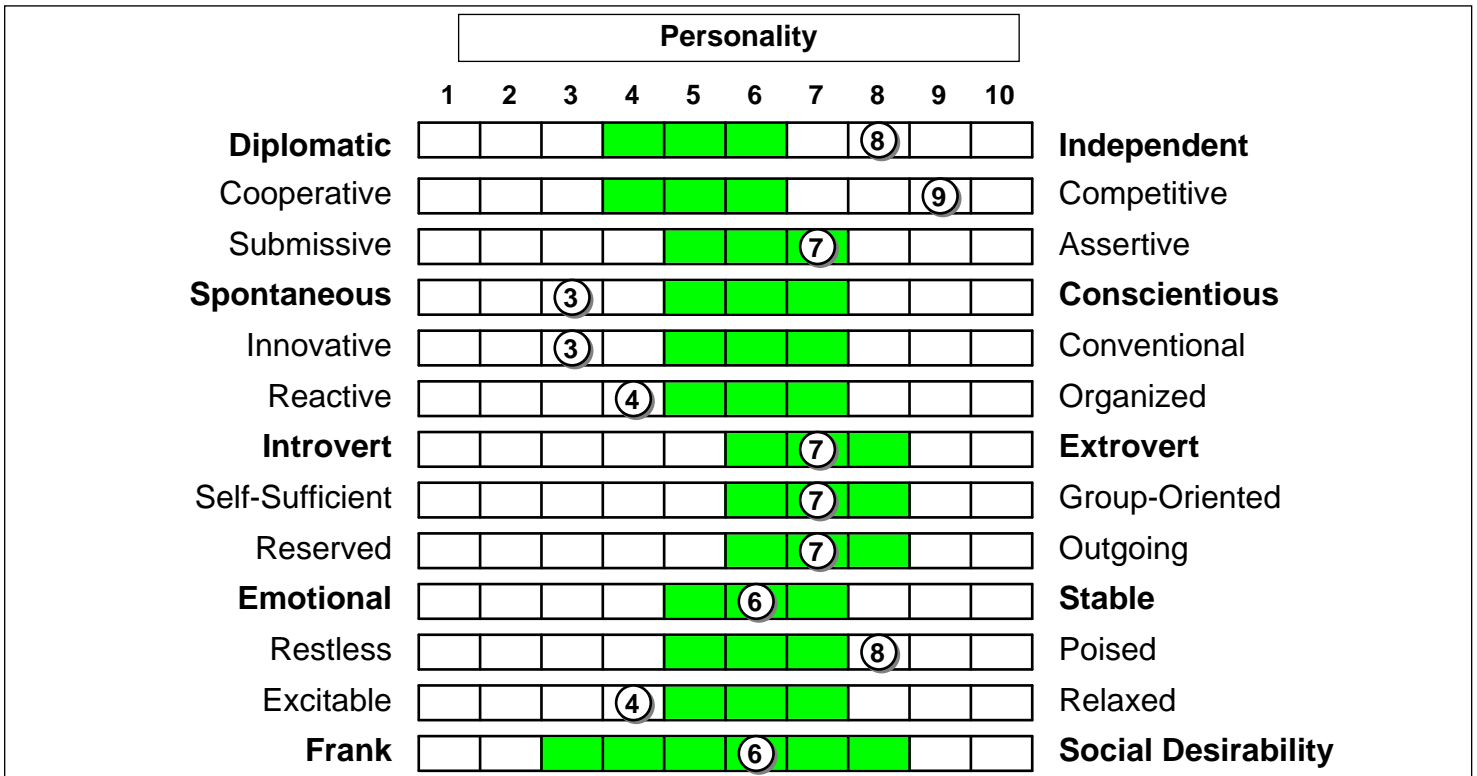

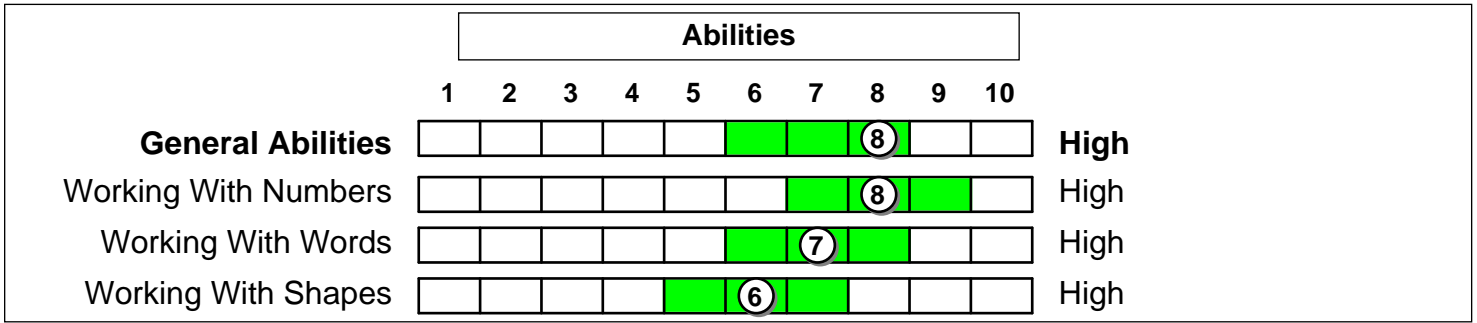
Benchmark Suitability

91%

Prevue Benchmark

Mary Sample

Administrative Assistant



A Prevue benchmark illustrates the required characteristics for this job as decided by management. The shadowed areas above graphically represent the benchmark for this Administrative Assistant position. The number on each scale is Mary Sample's actual score. The following percentage reflects the degree of suitability of her scores when compared to this benchmark.

Prevue Job Suitability

The Prevue benchmark suitability should comprise not more than one-third of the selection decision process. The other aspects of the selection decision process, including the job interview, candidate history and background check, should be furnished by management.



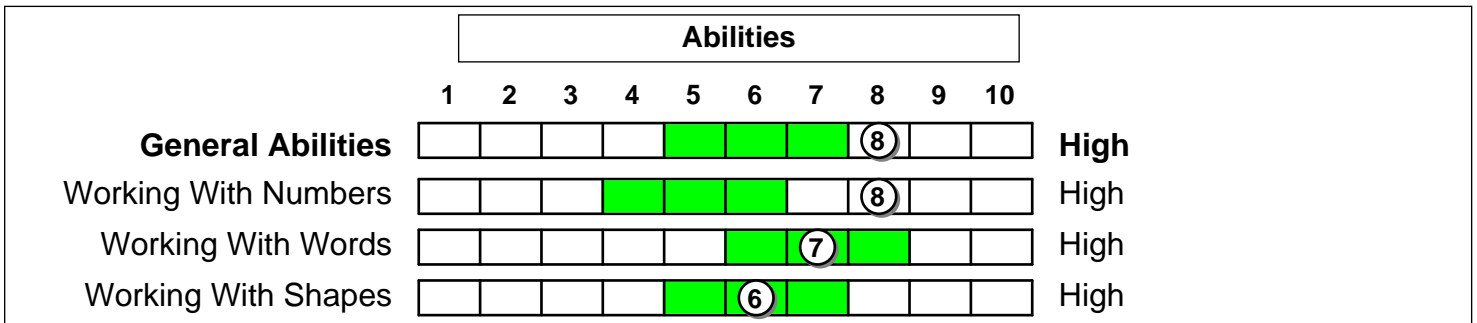
Benchmark Suitability

78%

Prevue Benchmark

Mary Sample

Branch Administrator



A Prevue benchmark illustrates the required characteristics for this job as decided by management. The shadowed areas above graphically represent the benchmark for this Branch Administrator position. The number on each scale is Mary Sample's actual score. The following percentage reflects the degree of suitability of her scores when compared to this benchmark.

Prevue Job Suitability

The Prevue benchmark suitability should comprise not more than one-third of the selection decision process. The other aspects of the selection decision process, including the job interview, candidate history and background check, should be furnished by management.

Benchmark Suitability

70%